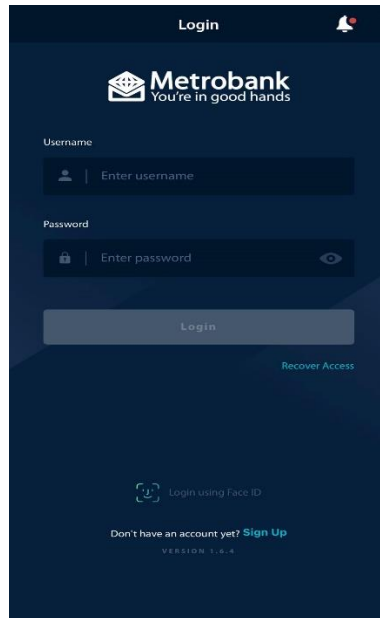
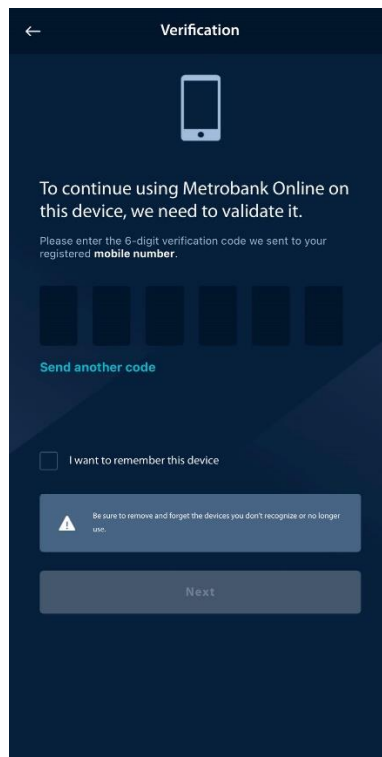


## Pay Bills (Individual) via Mobile Banking

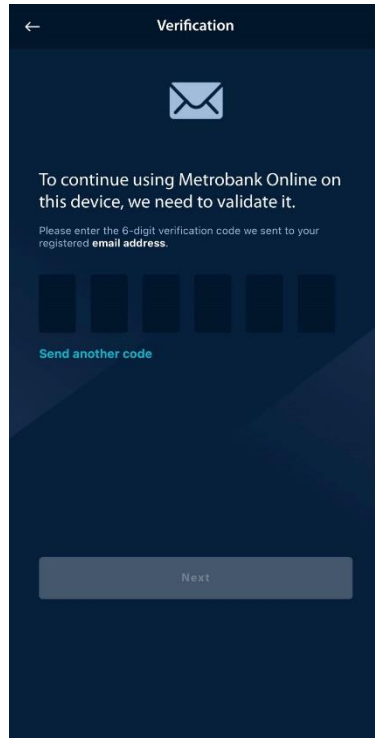
1. Open your Metrobank Personal Online Banking App and log in your user credentials.



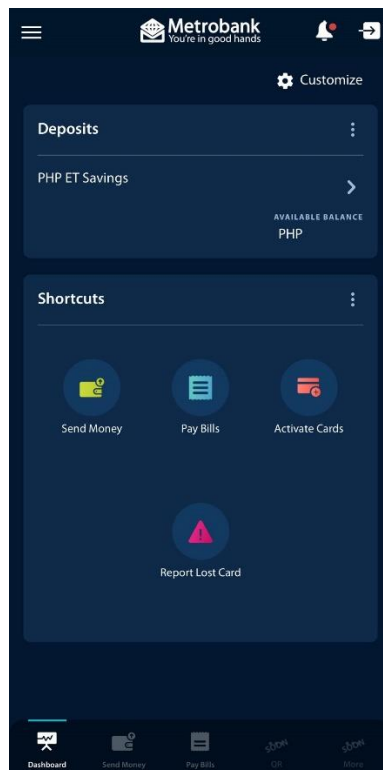
2. Verify the device you are using by inputting the 6-digit code that will be sent to your registered mobile number.



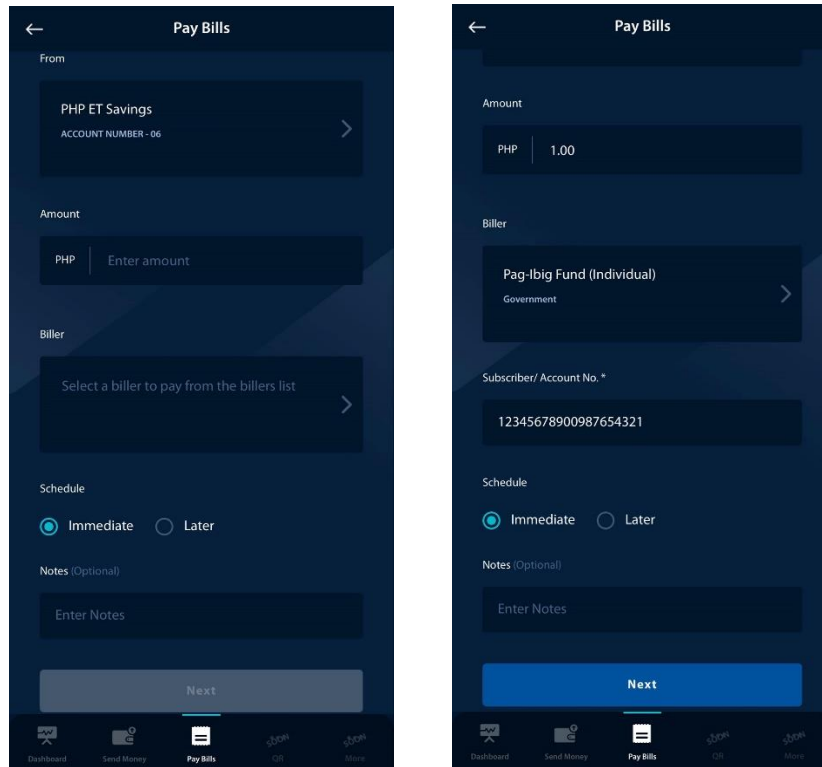
3. Continue the verification by inputting the 6-digit code that will be sent to your registered email address.



4. Select "Pay Bills".



5. Input the transaction details then click “Next”.



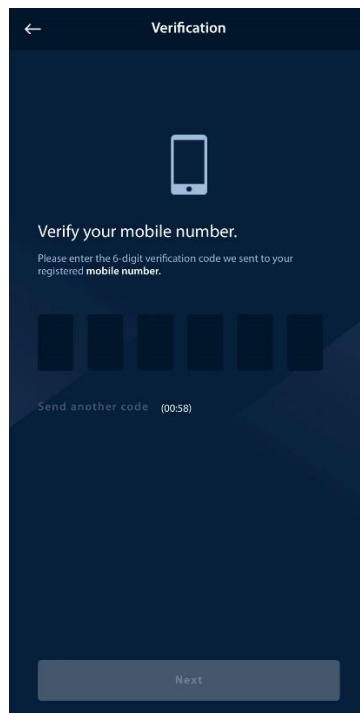
6. Double check the details then press “Confirm”.



7. Verify your payment by inputting your “Metrobank Passcode” then press “Next”.



8. Continue with the verification by inputting the 6-digit code that will be sent to your registered mobile number.




9. An acknowledgement page will be displayed once transaction has been submitted.

✕

**Your transaction is being processed.**

You will be notified once this transaction is successful. Thank you for using Metrobank Online.

FROM	PHP ET Savings
AMOUNT	PHP 1.00
BILLER	Pag-Ibig Fund (Individual)
SUBSCRIBER/ ACCOUNT NO.	*****4321
NOTES	
REFERENCE NO.	7154809353357
DATE AND TIME	Jun-19-2023 2:06 PM (GMT +8)

 Pay another bill